

# Schedule 40

## Innovator Plus® 940/941

Combines the Innovator® Overflow Assembly and the Perfect Fit® Drain Assembly

Sturdy 1.5" Schedule 40 PVC or ABS Solvent-Weld Assembly

### SPECIFICATIONS

#### FEATURES:

- Eliminates all screws
- Eliminates need for separate overflow test plug
- Eliminates leaks due to loose overflow attachment
- Hand-adjustable flange allows a tight-fitting overflow flange on a wide range of tub angles.
- Reversible tee and elbow for direct-drain application

#### APPROVALS (940/941 models):

- IAPMO (UPC) approved, File 2255.
- Complies with ASME A112.18.2-2005/CSA B125.2-05.

#### PATENTS:

- <https://www.watcomfg.com/patents>

#### THREAD SIZE (Strainer Body and Drain Elbow):

- 1<sup>3</sup>/<sub>8</sub>" - 16 NPSM (Fine Thread)
- 1.625" Major Diameter (outside thread diameter)
- 16 threads per inch

#### PIPING:

- PVC
- ABS

#### ROUGH-IN (RI's) and STOPPER/FACEPLATE (SF's)



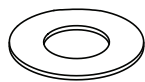
### Special Features of the 940:



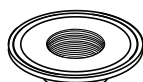
Includes built-in test membrane

Easily remove membrane after test

Snap-on overflow plate. No screws



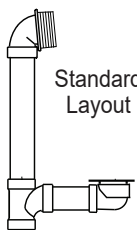
Drain Flange Gasket



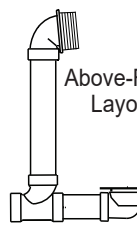
Perfect Fit Drain Flange



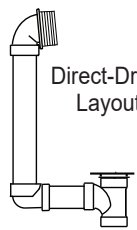
Perfect Fit Drain Elbow



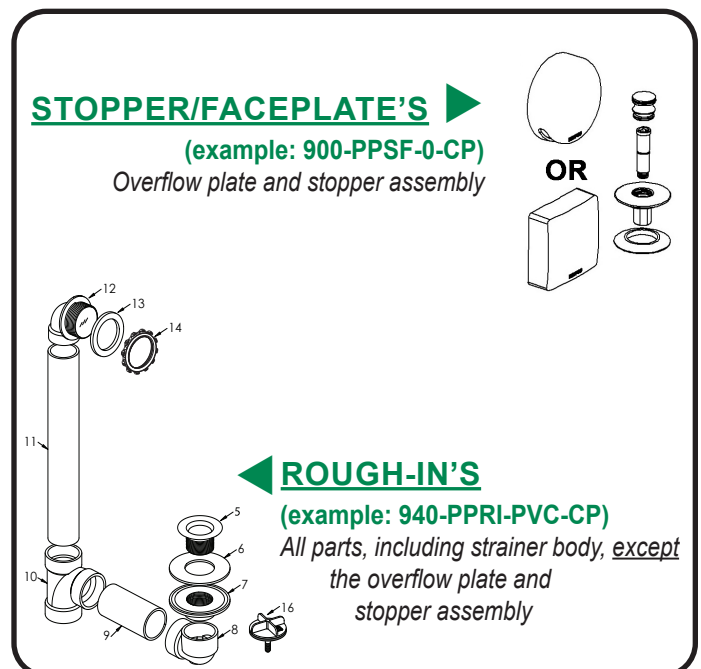
Standard Layout



Above-Floor Layout

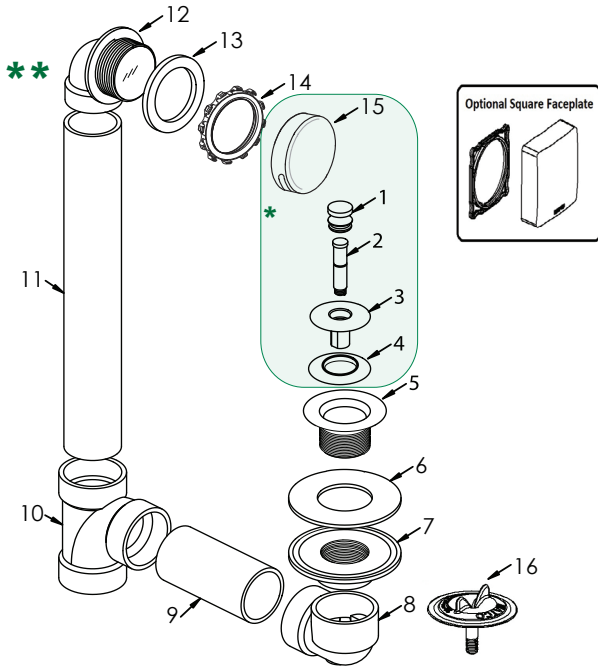


Direct-Drain Layout



For More Information Contact:  
**WATCO Manufacturing Company**  
 1220 South Powell Road  
 Independence, MO 64057-2724  
 Ph. 816-796-3900 • FAX 816-796-0875  
[www.watcomfg.com](http://www.watcomfg.com)

# 940/941 Series Parts List



Item	Part #	Description
1	01010CP	Knob, Brass
2	11584	Friction Ring (11504) and Post (11508)
3	01013CP	Stopper, Brass
4	11507	Seal, 11/16" dia.
5	01022CP	Strainer Body, 1.625" - 16 - 1.25", Metal
6	10693	Drain Flange Gasket, Perfect Fit®
7	11022	Drain Flange, Perfect Fit®, ABS
	14022	Drain Flange, Perfect Fit®, PVC
8	11023	Drain/Overflow Elbow, Perfect Fit®, ABS
	14023	Drain/Overflow Elbow, Perfect Fit®, PVC
9	11605	Pipe, Schedule 40, ABS, 1.5" x 4.625"
	11606	Pipe, Schedule 40, PVC, 1.5" x 4.625"
10	14011	Sanitary Tee, Schedule 40, ABS
	14010	Sanitary Tee, Schedule 40, PVC
11	11605	Pipe, Schedule 40, ABS, 1.5" x 11.75"
	11606	Pipe, Schedule 40, PVC, 1.5" x 11.75"
12	11020	Innovator® Overflow Ell, Schedule 40, ABS
	14020	Innovator® Overflow Ell, Schedule 40, PVC
13	10675	Overflow Ell Washer, Foam
14	11121	ABS Retainer Star Nut for Innovator®
	11127	ABS Square Retainer Nut for Innovator®
15	01005CP	Overflow Plate for Innovator®
	01007CP	Square Face Plate for Innovator®
16	11577	Test Plug with O-Ring-type Gasket

Half Kits consist of parts 1-8 and 12-16.

\* SF: (example: 900-PPSF) Parts #1 thru #4, and #15

\*\* RI: (example: 940-PPRI) Parts #5 thru #14, and #16

## OPTIONAL TUB CLOSURES FOR 940/941-SERIES BATH WASTES (PUSH PULL® ALSO SHOWN ABOVE)

**PUSH PULL®**  
Fine Thread

1.	01010CP
	01010_*
2.	11584
3.	01013CP
	01013_*
4.	11507
5.	01022CP
	01022_*

**LIFT & TURN**  
Fine Thread

1.	01010CP
	01010_*
2.	11079
3.	11088
4.	11290CP
	01013_*
5.	11507
6.	11491CP
	01022_*

**PRESFLO®**  
Fine Thread

1.	11155CP
	11155_*
2.	11131
3.	11070CP
	11070_*
4.	96039:
	Suction Cup
	for removing
	stopper

**FOOT ACTUATED**  
Fine Thread

1.	38412-CP
	38412-_*
2.	11491CP
	01022-_*

\*If finish other than Chrome is desired, please use this part number and indicate desired finish.

## Finishes Available in the 940/941 Series:

Tub Closure:	PUSH PULL®	LIFT & TURN	PRESFLO®	FOOT ACT.
AP - Aged Pewter	•	•	•	
BB - Brushed Bronze	•	•	•	•
BN - Brushed Nickel	•	•	•	•
BO - Bone	•	•	•	
BS - Biscuit	•	•	•	
BZ - Oil-Rubbed Bronze	•	•	•	•
CB - Chrome Brushed	•	•	•	•
CP - Chrome Plated	•	•	•	•
NP - Nickel Polished	•	•	•	•
PB - Polished Brass	•	•	•	•
WH - White	•	•	•	•
WI - Wrought Iron	•	•	•	•



**ADA**

PRESFLO® (PF)  
Foot Actuated (FA) only

See current price list for complete item numbers and available options.

When ordering, please specify complete item number and any applicable option codes.